

# Archiving Labels

Now it's your turn to make your own archive label!  
You can use a variety of photos, these can be of your family, friends or pictures you find in newspapers and magazines.

You will need:

- Some Pictures
- Paper
- Pens and Pencils

Try archiving objects!  
You can create an archive of anything available to you, this can be clothes, objects and more.

Things to think about when making an archive label:



- What is happening in the photo?
- Who is in the photo?
- When do you think the photo was taken?
- Where do you think the photo was taken?

In The left picture are Iran's queen Miss Farah Pahlavi and Hayedeh & Nejad

تصویر راست  
محمد رضا شاه  
هایده و همسرش  
هایده  
سال تصویر: احتمالاً  
1970-1980

هایده رقصی با له شمال  
ایران . سال 1954  
Hidéh and dnce group of  
ballet , North of iran , 1954  
I.R.H.G. NO1, 1954






دیدار هایده  
با پادشاه ایران  
1963

I can see hidéh and her hosbend. holding  
I there sens hand  
and they look lik they hav  
bin living in iran and they  
are in a garden



# Examples from our workshop participants

# Labels to Print or Copy:



Title:  
Date:  
Location:  
Description:

Title:  
Date:  
Location:  
Description: